



ABC CHARTER SCHOOL STUDENT SUCCESS PROFILE

GRADES: KINDERGARTEN THROUGH TWELFTH (K-12)
 128 RIDGESTONE DRIVE, COLUMBIA, SC 29205
 PHONE: 864-751-5936 | WEBSITE: WWW.BES1SCHOOLS.ORG

SCHOOL PRINCIPAL: John Doe

BOARD CHAIR: DR. Joe Don

MISSION

SCHOOL NARRATIVE

SNAPSHOT OF THE STUDENT POPULATION

Year	Enrollment	FRL%	SPED%	EL%	AA%	Other Race	Target	Comp.
2016								
2017								
2018								

*Status of school meeting the 20% racial composition ratio within the local school district it is located.

OVERALL RATINGS FOR THE 2019-2020 SCHOOL YEAR

Unsatisfactory	Below Average	Average	Good	Excellent
----------------	---------------	---------	------	-----------

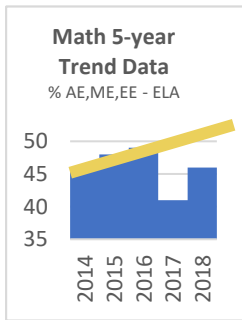
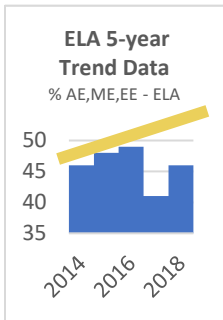
School Year	Academics	Finance	School Capacity	State Report Card
2016-2017				
2017-2018				
2018-2019				
2019-2020				
2020-2021				

Link to South Carolina Report Card: <https://ed.sc.gov/data/report-cards/sc-school-report-card/>

PRIMARY

Grade Level	READING			MATH		
	Fall 2018 RIT Mean	Fall 2019 RIT Mean	RIT Growth Rate	Fall 2018 RIT Mean	Fall 2019 RIT Mean	RIT Growth Rate
Kindergarten						
1 st Grade						
2 nd Grade						

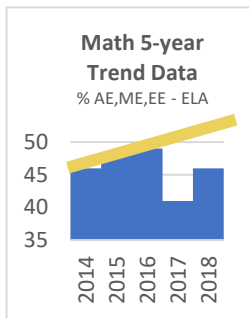
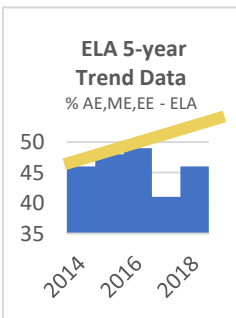
Assessment: MAP
 Kindergarten on grade level RIT
 1st Grade on grade level RIT
 2nd Grade on grade level RIT



ELEMENTARY

MEASURE	PY % M,E	18/19 % M,E	SCH. TARG
ELA%			
MATH%			
SCIENCE %			
SOCIAL STUD. %			

MEASURE	STATE COMPARATIVE	DIST. % M, E	DIST. COMP RATING	SLO DATA	SCH. LIKE OURS RATE
ELA%					
MATH%					
SCIENCE %					
SOCIAL STUD. %					



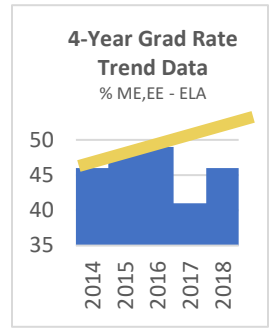
MIDDLE

MEASURE	PY % M,E	18/19 % M,E	SCH. TARG
ELA%			
MATH%			
SCIENCE %			
SOCIAL STUD. %			

MEASURE	STATE COMPARATIVE	DIST. % M, E	DIST. COMP RATING	SLO DATA	SCH. LIKE OURS RATE
ELA%					
MATH%					
SCIENCE %					
SOCIAL STUD. %					

HIGH

MEASURE	PY %ME	18/19 %ME	SCHOOL TARGET	STATE COMP	DIST. % ME	DIS. COMP RATE	SLO DATA	SCH. LIKE OURS RATE
ENGLISH%								
ALGEBRA%								
BIOLOGY%								
US HISTORY %								
4YR GRAD %								
5YR GRAD %								



CAREER READINESS

Diploma earners who are career ready	
Diploma earners who have completed Career and Technical Education (CTE) with certification	
Diploma earners who completed a State-approved Work-Based learning experience	
Diploma earners who earned a platinum, gold, or silver certificate on the career readiness assessment	
Diploma earners who took the ASVAB and scored 31 or higher	

COLLEGE READINESS

Diploma earners who are college ready	
Diploma earners who achieved an <u>ACT</u> composite score of <u>20</u> or higher	
Diploma earners who achieved an <u>SAT</u> score of <u>1020</u> or higher	
Diploma earners who earned an Advanced Placement (AP) score of three or higher	
Diploma earners who earned an International Baccalaureate (IB) score of four or higher	
Diploma earners who completed six hours of dual credit course work with a grade of C or higher	

Academic

School Specific Goals

Financial

School Capacity

Elementary –

School Year	Goal	Status
2016-2017		
2016-2017		

Middle

School Year	Goal	Status
2016-2017		
2016-2017		

High

School Year	Goal	Status
2016-2017		
2016-2017		

Academic	School Specific Goals	Financial	School Capacity
----------	-----------------------	-----------	-----------------

SCHOOL FUNDING OVERVIEW

School Year	EIA Funding	EFA Funding	Federal Funding	Percentage of funds coded for instruction
2016-2017				
2016-2017				

FINANCE RISK ASSESSMENT CATEGORIES

OVERALL RATINGS FOR THE 2019-2020 SCHOOL YEAR

Does Not Meet	Approaching	Meets	Exceeds
---------------	-------------	-------	---------

MEASURES	TARGETS	STATUS
Assets to Liabilities Ratio		
Fund Balance Percentage		
Enrollment Variance		
Debt Default		
Total Margin		
Cash Flow		
Debt to Asset Ratio		
Fiscal Policies and Procedures		
Required Reporting Submission		
Financial Audit		
Data Accuracy		

Academic

School Specific Goals

Financial

School Capacity

MEETS

DOES NOT MEET

OPERATIONS

2016

2017

2018

INDICATOR

Does the school hold a certificate of occupancy and meet ADA requirements to operate a school in South Carolina?

Does the school have a safety plan in place to ensure the safety and security of the students and staff?

Is school meeting the enrollment projections as set in the charter?

Is the school conducting safety drills as required by the law?

Does the school have a certified administrator as part of the school?

Did the school have all key personnel assigned to fulfill their obligations?

Is the school meeting the certified teacher limit set by the South Carolina Charter School Act?

Is the school meeting all state and federal programs requirements?

STUDENT SERVICES

2016

2017

2018

INDICATOR

Is the school meeting its requirements to serve English Learners?

Is the school meeting its obligations to serve students with special needs and students with a 504 plan?

Is the school meeting its requirements to serve students who are homeless and need services?

Is the school following all state and federal requirements for enrollment procedures?

Is the school meeting the 20% requirement for racial composition?

If the school is not meeting the 20% requirement for racial composition, has the school developed, and executed a robust plan to meet the requirement?

Is the minority group (s) at a school that is not meeting the racial composition performing better to than that of the local school district?

Is the school conducting formative assessments as listed in the charter?

GOVERNANCE

2016

2017

2018

INDICATOR

Did the board receive required board training?

Does the school board have seven board members?

Did the board conduct elections as set by the procedures in the charter?

Is the board/EMO conducting a Principal Evaluation annually?

Is the board evaluating the Education Management Company's effectiveness? (If applicable)

Did the board delegate any of its responsibilities?

Did the board develop systems and processes to monitor financial health of the school?

SCHOOL MAJOR ACCOMPLISHMENTS

Area	Accomplishments
Academic	

Finance	
School Stability	
Innovation	
Innovation	

AUTHORIZER ACCOUNTABILITY

Indicator	Status