

Truancy and Chronic Absenteeism

Presented by: Leticia McIlwain

October 26, 2020

CanteyEDU

Truancy

When is a Student Classified as Truant?

Once a student between the ages 6 - 17 has accumulated unexcused absences on three consecutive days or has accumulated a total of five or more unexcused absences during the academic year

- Only full-day unexcused absences contribute to truancy
- Excused absences and suspensions do not affect truancy

Truancy Regulations

- ▶ Link to Regulation:

<http://ed.sc.gov/scdoe/assets/File/stateboard/documents/274.pdf>

- ▶ State Board Regulation 43-274 Student Attendance
- ▶ State Laws regarding Attendance
S.C. Code Ann. 59-65-10 to 59-65-280

Absence Types

Lawful Absences

- Absences caused by a student's own illness
- Absences due to an illness or death in the student's immediate family
- Absences due to a recognized religious holiday of the student's faith
- Absences due to activities that are approved in advance by the principal
- Suspension is not to be counted as an unlawful absence for Truancy purposes

Unlawful Absences

- Absences of a student without the knowledge of his or her parents
- Absences of a student without acceptable cause with the knowledge of his or her parent

Student Truancy Tab

Start Page > Student Selection > State/Province-SC > Truancy

The screenshot shows a web application interface with a left-hand navigation menu and a main content area. The navigation menu includes sections like 'SwiftK12 Alerting', 'Information', and 'State/Province - SC'. The main content area displays a breadcrumb trail 'Start Page > Student Selection > South Carolina' and a list of tabs for 'South Carolina State Information', with 'Truancy' highlighted in a green box.

Navigation Menu:

- SwiftK12 Alerting
- Portal Overview
- Student Preferences
- Contact Information
- Information**
- Access Accounts
- Addresses
- Attachments
- Contacts
- Custom Screens
- Demographics
- Emergency/Medical
- Family
- Health
- Modify Info
- Other Information
- Student Email
- Parents
- Photo
- State/Province - SC**

Breadcrumb Trail: Start Page > Student Selection > South Carolina

Main Content Area:

- South Carolina State Information
- State ID
- Include this student in State Reporting
- Self Contained Class
- EFA/EIA Classification Information
- Contacts
- Chronic Absenteeism
- Truancy**
- CTE
- Early Childhood
- South Carolina Student Information
- ESOL
- Read To Succeed

What is displayed on the Truancy Page?

Truancy

1

StateID: :

Entry Date: 09/16/2020

DOB: 12/20/2013

Contacts	Chronic Absenteeism	Truancy	CTE	Early Childhood	SC Student Information	ESOL	Read To Succ
			Precode	Students Not Tested	Transport	Work-Based Learning	

Student Information	
Student Name	
Student Number	
Birth Date	12/20/2013
Grade	1
Gender	Female
School Name	
District Name	
Full Day Absence Information	
Last Updated	10/20/2020
Truancy Indicator	Yes
Unexcused Full Day Absences	6
Excused Full Day Absences	0
OSS Full Day Absences	0
Total Full Day Absences	6
Tardy	0
Early Dismissal	0
Dismissal	0
Unexcused Early Dismissal	0

Full Day Unexcused Absences

1. 09/25/2020
2. 09/29/2020
3. 10/02/2020
4. 10/08/2020
5. 10/09/2020
6. 10/12/2020

List of the student's unexcused absences

Section contains:

- Total full day unexcused absences
- Truancy Indicator (Is the student flagged as truant?)





School Level Truancy Reports

SC 40 Truancy Reports by
Student

SC 41 Truancy School Detail
Report

School Level Truancy Reports

1. On the Start page click **System Reports**.
2. Click on the **State** tab.
3. Click on the **SC 40 Truancy Report by Student**.
4. Click on the **SC 41 Truancy School Detail Report**.

Truancy	Version	Description
 SC Truancy Update Process	1.0.6	Updates Truancy and Full Day Absence tables
 SC40 Truancy Report by Student	1.0.2	Generates SC Truancy Report by Student
 SC41 Truancy School Detail Report	1.0.4	Generates SC Truancy Detail Report By School
 SC42 Truancy District Detail Report	1.0.2	Generates SC Truancy detail Report By District
SC Truancy List	1.0	Displays the most recent list of students with Truancies.

SC 40 Truancy Report by Student

► Report Description:

This report displays what is reflected on the Truancy Tab for each student

► Report is used for:

- Documentation for Parent Meetings
- Court Proceedings

Date: January 09, 2018

Page: 7

School Name: Test Elementary School 33 Truancy Student Report District Name: School District

Student Information:	
Student Name	Test Student
Student Number	4414
Birth Date	07/06/2008
Grade	4
Gender	Male
School Name	Test Elementary School 33
District Name	School District
Full Day Absence Information:	
Last Updated	01/09/2018
Truancy Indicator	Yes
Unexcused Full Day Absences	3
Excused Full Day Absences	1
OSS Full Day Absences	0
Total Full Day Absences	4
Tardy	0
Early Dismissal Count	0
Dismissal Count	0

Full Day Unexcused Absences:
09/13/2017
09/14/2017
09/15/2017

Truant (3 Consecutive Full Day Unexcused Absences)

Student Number	Student Name	Grade	Full Day Unexcused Absences
785418	J	5	4
774793		4	3
780046	Harding, Tony	2	3
			Student Count: 3

Truant (5 Non-Consecutive Full Day Unexcused Absences)

Student Number	Student Name	Grade	Full Day Unexcused Absences
778244		5	6
779443		3	5
785413	J	5	6
			Student Count: 3

Habitually Truant (7 Non-Consecutive Full Day Unexcused Absences)

Student Number	Student Name	Grade	Full Day Unexcused Absences
			Student Count: 0

10 or more Non-Consecutive Full Day Unexcused Absences

Student Number	Student Name	Grade	Full Day Unexcused Absences
			Student Count: 0

SC 41 Truancy Report by Student

► Report Description:

This report displays truant students at the school level that should be coded in incident management as truant

► Report is used for:

Verifying students are coded correctly in incident management as truant

The background features a series of overlapping, semi-transparent green geometric shapes, primarily triangles and quadrilaterals, that create a dynamic, layered effect. The colors range from light, pale greens to deep, forest greens. The shapes are positioned on the right side of the frame, extending towards the center, while the left side remains mostly white.

Chronic Absenteeism

What is Chronic Absenteeism?

1. Chronically absent: Any student in grade K-12 who misses 50 percent or more of the instructional day for any reason for 10 percent (or more) of the enrollment period

2. A student is absent if he or she is not physically on school grounds and is not participating in instruction or instruction-related activities at an approved off-grounds location for the school day

▶ Chronically absent: Any student in grade K-12 who misses 50 percent or more of the instructional day for any reason for 10 percent (or more) of the enrollment period.

- ▶ Example: Student has been enrolled for 30 days
 - ▶ The student has missed 2 half days of instruction
 - ▶ The student has missed 1 full day of instruction

Example A

Example B

The 10 percent is based on the individual student's enrollment.

Calculation:

Total Days Absent ÷ Current Membership days × 100 = Absent Percentage

4 days absent ÷ 37 days enrolled × 100 = 10.81% Chronically Absent

4 days absent ÷ 41 days enrolled × 100 = 9.76% Not Chronically Absent

21 days absent ÷ 180 days enrolled × 100 = 11.66% Chronically Absent

Chronic Absenteeism Tab

Start Page > Student Selection > State/Province-SC > Chronic Absenteeism

The screenshot shows the PowerSchool web application interface. At the top left, there are navigation links: "Quick Lookup", "Print A Report", "Switch Student", and "List (1200)". The PowerSchool logo is in the top center. A breadcrumb trail reads "Start Page > Student Selection > South Carolina". The main content area is titled "South Carolina State Information" and displays student details for "Aaker, Armaad Harold" with ID "1 781829". A list of tabs is shown below, with "Chronic Absenteeism" highlighted with a green border. The left sidebar contains a menu with the following items: Information, Access Accounts, Addresses, Attachments, Contacts, Custom Screens, Demographics, Emergency/Medical, Family, Health, Modify Info, Other Information, Student Email, and Parents.

Quick Lookup
Print A Report
Switch Student
List (1200)

PowerSchool

Start Page > Student Selection > South Carolina

South Carolina State Information

Aaker, Armaad Harold 1 781829

- South Carolina State Information
- State ID
- Include this student in State Reporting
- Self Contained Class
- EFA/EIA Classification Information
- Contacts
- Chronic Absenteeism**

Information

- Access Accounts
- Addresses
- Attachments
- Contacts
- Custom Screens
- Demographics
- Emergency/Medical
- Family
- Health
- Modify Info
- Other Information
- Student Email
- Parents



How Students are Flagged as Chronically Absent

- ▶ A student must be enrolled at a school for at least 10 membership days to be included in the calculation
- ▶ A student will be flagged as a ‘Y’ (chronically absent) if attendance recorded in PowerSchool reaches or exceeds the 10 percent threshold of absent membership days. Absences will include excused, unexcused and/or out of school suspensions
- ▶ A student is considered absent if not present 50% or more of the school day

Chronic Absenteeism Page

Chronic Absenteeism

Aggas, Holman Anna Wright 4 785935

Total Days Absent ÷ Current Membership days × 100 = Absent Percentage

$$27 \div 180 \times 100 = 15\%$$

Contacts	Chronic Absenteeism	Truancy	CATE	Early Childhood	SC Student Information	ESOL	Read To Succeed
		Precode	Students Not Tested	Transport	Work-Based Learning		

Current Status

Last Updated	04/10/2018 12:01:13 PM	
Chronic Absenteeism Indicator	Y	Absences exceeding 10% of their membership days will be set to 'Y'
Total Days Absent	27	Total number of absences for the current membership
Unexcused Absences	6	Number of unexcused absences for the current membership
Excused Absences	18	Number of excused absences for the current membership
OSS Days	3	Number of out of school suspensions for the current membership
Membership Days Flagged	169	
Current Membership Days	180	
Current Absent Percentage	15%	

How to Access the Chronic Absenteeism Report

1. On the Start page click **System Reports**.
2. Click on the **State** tab.
3. Click on the **SC 38 Chronic Absenteeism Report**.

Chronic Absenteeism

 [SC37 Chronic Absenteeism Update Process](#)

 [SC38 Chronic Absenteeism School Report](#)

SC 38 Chronic Absenteeism Report

Date: 01/16/2018

BEDS Code:12345

School Name: Test Elementary School 33

Chronic Absenteeism School Report Membership Day: 91

District: School District of

Page: 1 of 1

Student Number	Student Name	Grade Level	Membership Days Flagged	Current Membership Days	Excused	Unexcused	Out-School Suspension	Total Absences	Absence Percentage
6596	(Student Name)	1	12	12	3	0	1	4	33.33%
3422	Help, Mia	3	91	91	9	2	0	11	12.09%

SC 38 Chronic Absenteeism Report

The Chronic Absenteeism School Report displays the total number of absences per student broken down by attendance code category

The student's name, student number, membership days, absence categories, total number of absences and absence percentage will be listed on the report

This report will only include students who were flagged at one point in the current school year as chronically absent

Note: Inactive students will still display on the report, but their names will be enclosed inside parentheses

Questions

